



SOLTECH[™]
smart solar lighting

SATELIS

LED SOLAR STREET LIGHT



IP 65 | MSDS | UN38.8



Meet SOLTECH

With our long history of lighting innovation, SOLTECH brings its expertise to solar-powered LED lighting. Unlike most, we fully develop and manufacture the complete system from start to finish. This ensures you'll enjoy unrivalled quality and reliability, no matter your application.

We specialize in solar LED lighting for streets, highways, parks, parking lots, pathways, perimeters, general areas, and more.



Our Products




SunLike

Our most economical light, the all-in-one SunLike can be used for **pathways, parks, schools, perimeters,** and more.



Cegonia


With 90% downward light and elegant aesthetics, the Cegonia is optimized for **parking lots** but can be used for many applications.



Satelis

Our most advanced commercial lighting option, Satelis is best for **major roads** and **freeways**.

Satelis Specifications

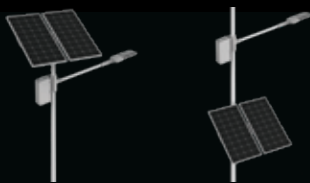


OUTBEAM	SATELIS 10 000		SATELIS 15 000	
MODEL NUMBER	TLSTD50		TLSTD75	
LUMENS	10 000		15 000	
LED CHIP	Lumileds 5050 (215lm/W - CRI>70)			
BEAM ANGLE	80°x140°			
SOLAR PANEL POWER RATING	130W	130W	260W	260W
BATTERY CAPACITY (Li-ion LiFePO4)	30 A 25.6V	60 A 25.6V	60 A 25.6V	90 A 25.6V
MAXIMUM AUTONOMY**	64 hrs	129 hrs	64 hrs	96 hrs
MATERIALS	Body : Aluminium / Led cover: Polycarbonate/Monocrystalline SOLAR panel			
INSTALLATION HEIGHT	20 to 33 ft		26 to 39 ft	
OPERATING TEMPERATURE	-4 to 122 °F		-4 to 122 °F	
IP RATING	IP 65			


* Detection mode 20-80 with 10% of the time on detection mode. Power reduced to half below 40% capacity. Maximum DoD of 85%.

Product Breakdown

CHOOSE PANEL LOCATION:



CHOOSE PANEL POWER OUTPUT:



CHOOSE YOUR BATTERY SIZE:

- 30AH 25.6V
- 60AH 25.6V
- 90AH 25.6V

CHOOSE BATTERY LOCATION:

Pole side

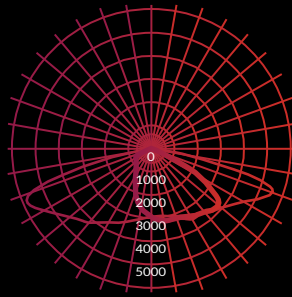
Under Ground



CHOOSE LUMENS OUTPUT:

- 10000LM
- 15000LM

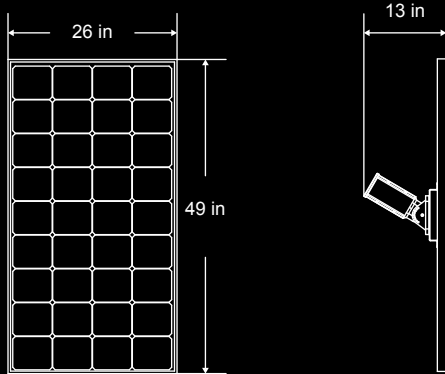




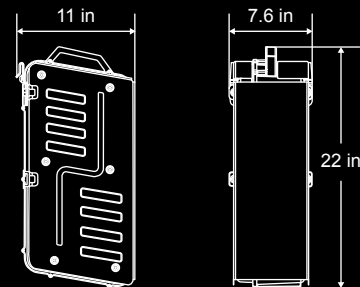
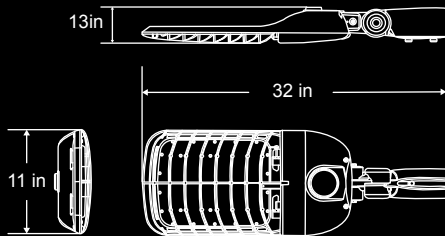
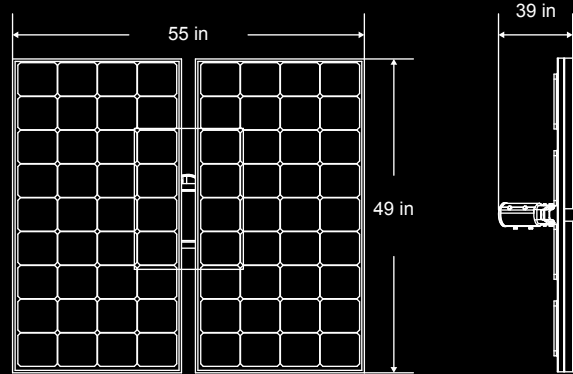
Type III

Dimensions

SATELIS 50



SATELIS 75



Remote Control

- Time Control Mode
- Constant Brightness Mode
- Induction Mode
- Lasting Time
- Disable
- Test Mode

